



VOYAGER PLACE

STAINES • UPON • THAMES

SIX 1 & 2 BEDROOM NEW BUILD APARTMENTS



VOYAGER PLACE



Computer generated illustration indicative only

A NEW COLLECTION OF JUST SIX APARTMENTS, CONVENIENTLY LOCATED IN THE BUSY RIVERSIDE MARKET TOWN OF STAINES-UPON-THAMES.

- High specification new build
1 & 2 bedroom apartments
- Walking distance to station
- Allocated parking
- Within easy reach of the capital,
motorway and Heathrow Airport
- 33 minute train journey to
Waterloo station*
- Elmsleigh and Two Rivers shopping
centres within easy reach
- Close to the town centre and its
pubs, multi-screen cinema, clubs
and restaurants
- Enjoy the River Thames and its
miles of riverside walks
- The area benefits from a large
number of parks and open spaces





**CONNECTED
LIVING
WHEREVER YOU
WANT TO BE**



VOYAGER PLACE to...


① Railway Station	8 Mins	4 Mins
② Elmsleigh Shopping Centre	7 Mins	3 Mins
③ Two Rivers Shopping Centre	10 Mins	4 Mins
④ River Thames	11 Mins	5 Mins




READING  **WATERLOO**

52 < > 33
MINUTES MINUTES


Peak time trains every 30 minutes

Windsor 49 Mins	Heathrow Airport 27 Mins	Twickenham 54 Mins	Kingston 54 Mins
			
No 8	No 8 & 441	No 290	No 216

M25 1.9 Miles	Heathrow Airport 3.4 Miles	Westfield London 15.3 Miles	M3 5 Miles
			



**A NEW
DESTINATION
FOR A VIBRANT
LIFESTYLE**



*Source: www.nationalrail.co.uk and www.google.com/maps



GROUND FLOOR



FIRST FLOOR

APARTMENT 1 & 4 2 bedroom apartment

Living/Kitchen	6.69m x 3.66m	21'11" x 12'0"
Bedroom 1	3.41m x 3.26m	11'2" x 10'8"
Bedroom 2	3.41m x 2.80m	11'2" x 9'2"

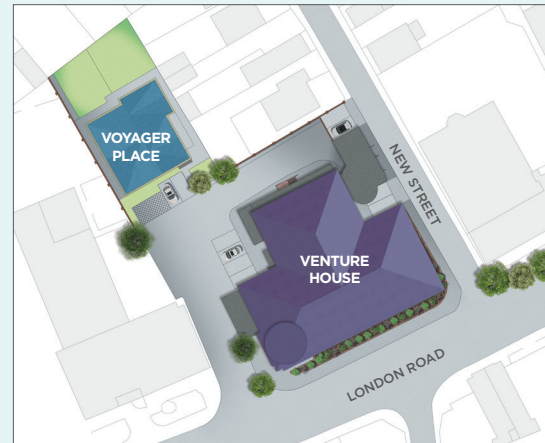
APARTMENT 2 & 5 1 bedroom apartment

Living/Kitchen	6.85m x 3.47m	22'6" x 11'5"
Bedroom	3.31m x 3.28m	10'10" x 10'9"

APARTMENT 3 & 6 1 bedroom apartment

Living/Kitchen	6.31m x 3.40m	20'8" x 11'2"
Bedroom	3.47m x 3.04m	11'5" x 10'0"

FLOOR PLAN KEY: UC - Utility Cupboard / ES - En Suite



SPECIFICATION

KITCHENS

- Contemporary matt handleless kitchen units
- Laminate worktops with matching upstands and stainless steel splashback
- Stainless steel sink and chrome mixer tap
- Zanussi stainless steel oven, ceramic hob and integrated extractor hood
- Zanussi integrated fridge / freezer and dishwasher
- Plumbing for washer / dryer to utility cupboard

BATHROOMS AND EN SUITES

- Stylish Duravit WC with concealed cistern and soft close seat
- Contemporary basin with walnut vanity unit
- Thermostatically controlled shower mixer to bath and shower rooms where applicable
- Clear glass bath screens and shower cubicles
- Stylish wall tiles by Porcelanosa – full height tiling around bath and to shower cubicle, half height tiling to sanitaryware walls
- Floor tiling to shower rooms and bathrooms
- Extractor fan
- Shaver point
- Heated chrome ladder style towel rail

INTERNAL FEATURES / DECORATION

- Electric heating
- Contemporary Vicaima Oak foil doors with chrome ironmongery
- Skirting boards and architraves in white satinwood
- Internal walls and ceilings finished in smooth white emulsion
- Low energy downlighters to hall, kitchen, living room and shower room
- Pendant lighting elsewhere
- Mains control smoke alarm
- Carbon monoxide detector

ENTERTAINMENT & COMMUNICATION

- TV and SkyQ point to living room and bedroom*
- BT point to living room and bedroom*

COMMUNAL / EXTERNAL FEATURES

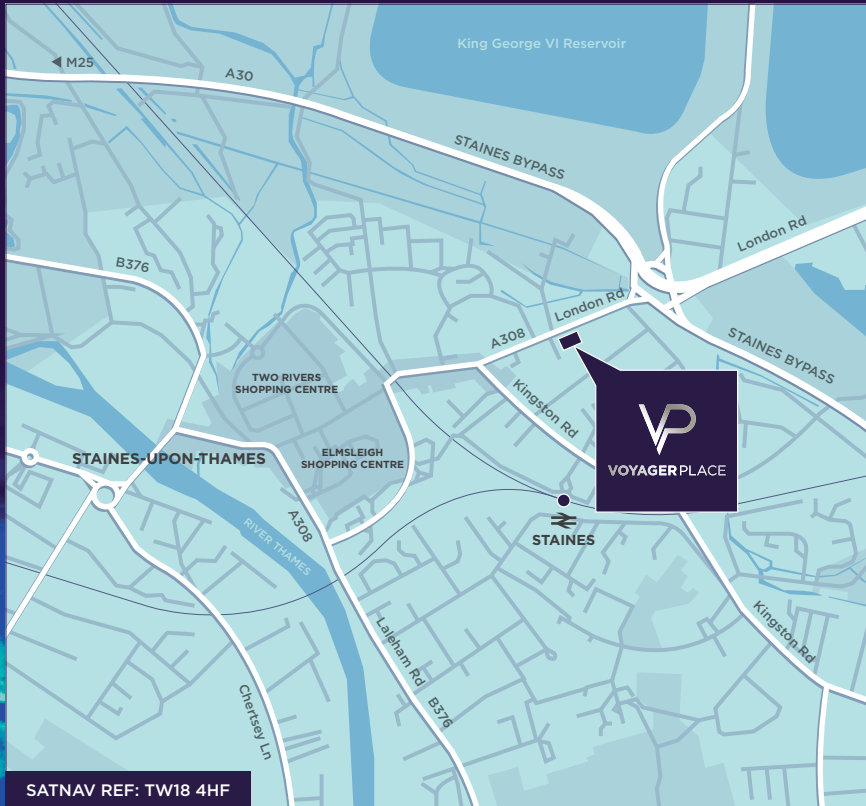
- White u-PVC double glazed windows with white external handles
- Audio entry phone
- Allocated parking to each home

PEACE OF MIND

10 year NHBC warranty



*Subject to future connection by purchaser and subscription to Sky and Sky Multi-room



DIRECTIONS

Leave the M25 at junction 13 and exit the roundabout onto the Staines Bypass / A30, signposted London (W), Hounslow, Staines A30 and Kingston A308. After 1.3 miles you will reach the Crooked Billet Roundabout. Take the A308 towards Staines-upon-Thames. Voyager Place can be found on the left hand side behind Venture House after approximately 200 metres.



Decimal Place, Chiltern Avenue, Amersham, Buckinghamshire HP6 5FG
Tel: 01494 762450 | www.inlandhomes.co.uk

Disclaimer: Plans and diagrams used in this brochure are intended to be a general guide to the appearance of the development. However, from time to time, it is necessary for us to make architectural changes, therefore prospective purchasers should check the latest plans with our sales office. Due to our policy of continual improvement, we reserve the right to vary the specification as and when it may become necessary. Whilst all statements contained in this brochure are believed to be correct, they are not to be regarded as statements or representations of fact and neither the agents nor their clients guarantee their accuracy. The statements are not intended to form any part of an offer or a contract. ILH32022/07/17. Designed and produced by www.kbamarketing.co.uk